

MOVENTO with BLUMOTION 760H | 766H

Planning

Space requirement in cabinet	Drawer inner drawer	Drawer	Inner drawer
<p>* +1 mm for assembly of the runners prior to cabinet assembly</p>	<p>SKW Internal drawer width LW Internal cabinet width ** Limited side adjustment for a drawer side panel thickness of 16 mm, but with full tolerance utilisation of the internal width of the drawer SKW</p>	<p>SKL Drawer length NL Nominal length * Additional +12 mm with side stabilisation</p>	<p>ISKL Inner drawer length SKL Drawer length NL Nominal length X Front thickness * Additional +3 mm with depth adjustment</p>

Hole spacing – runners

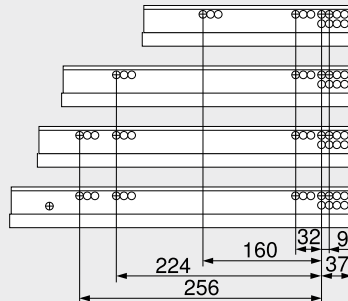
Runner 760H – 40 kg
 Nominal length NL (mm)

250 | 270

300 | 320 | 350

380 | 400 | 420 | 450 |
 480 | 500 | 520

550 | 600



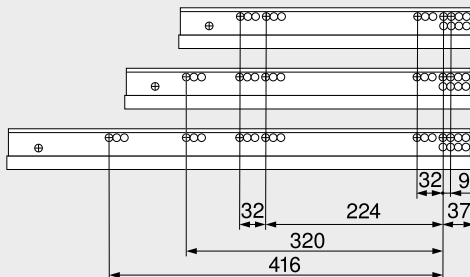
Runner 766H – 60 kg

Nominal length NL (mm)

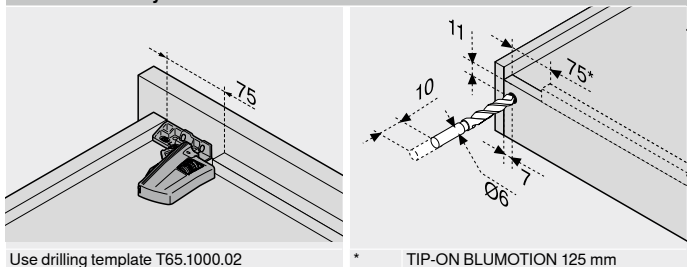
450

500 | 520 | 550 |
 580 | 600

650 | 700 | 750



Drawer assembly



Use drilling template T65.1000.02

* TIP-ON BLUMOTION 125 mm

Page instructions

Overview – MOVENTO	379	Attachment of runners	394	Assembly, removal and adjustment	
Overview – TIP-ON BLUMOTION for MOVENTO	397	Overview – assembly devices	561		
Overview – TIP-ON for MOVENTO	403	More technical details	662		
Overview – TIP-ON for MOVENTO TANDEM	455			Short-URL	
CABLOXX	552			www.blum.com/a410	
Accessories	387				